

1. Storage of Slabs

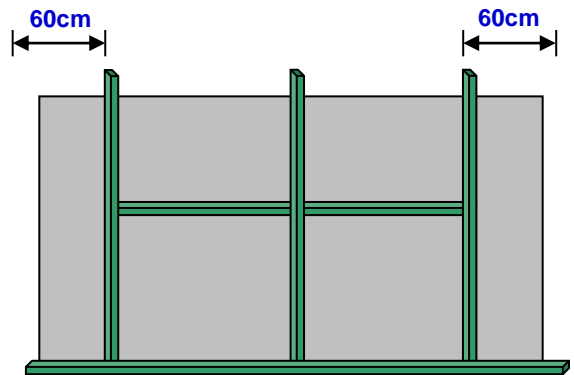
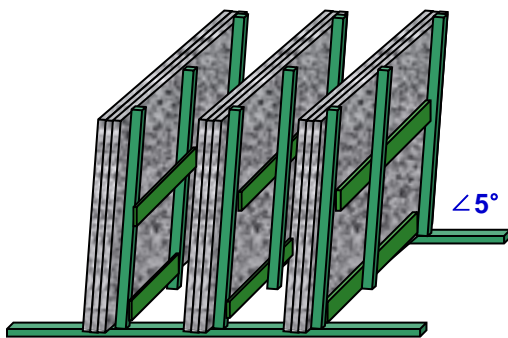
- **Indoor storage is recommended for Radianz® slabs.**

If slabs are stored outside, they must be kept covered and be stored with the polished faces unexposed. UV light from the sun can react with the plastic resins in the slabs and permanently damage the appearances and change colors.

- **The first slab against the frame should be the back side and the next sequential slab should be polished face to polished face. Then the following should be back side to back side and so on.**

- **Radianz® must be supported throughout.**

If some slabs leans on another slab with gap at the bottom, prolonged storage may cause warping due to pressure.

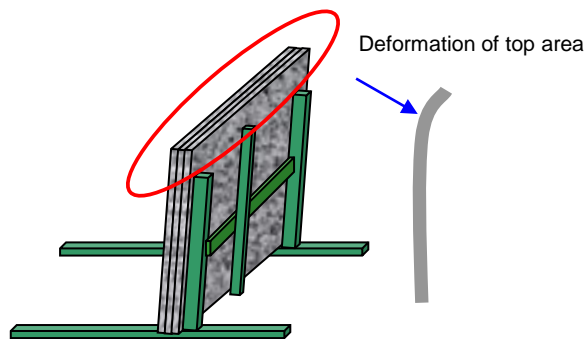


This Technical Bulletin is intended to provide guidelines for optimal fabrication, installation, and performance of Samsung products mentioned. Though the information contained herein is deemed reliable, none of the contents--including but not limited to the instructions, techniques, graphics, and recommendations--is to be understood as implying legal liability of fitness for a specific purpose, any other type of warranty, or being complete or absolute in its range and nature of information.

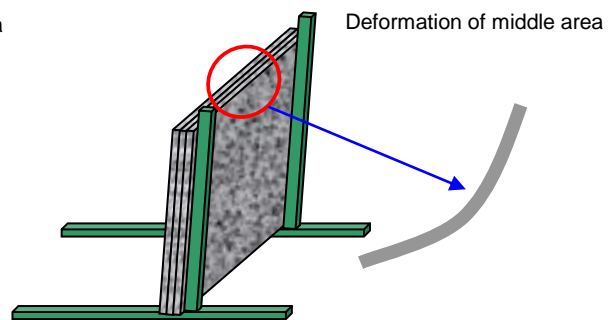
Depending on the user's particular application, all necessary measures must be taken to verify and test the adequacy for such needs or application. Any information or recommendation herein is strictly for purposes of reference and as such, Samsung SDI assumes no responsibility for its suitability or accuracy or the use of such information for products other than Samsung Staron® solid surfaces & Radianz® quartz surfaces.

2. Improper Storage

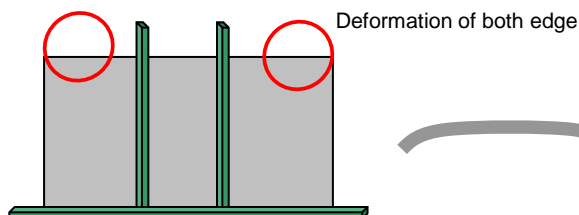
Case 1



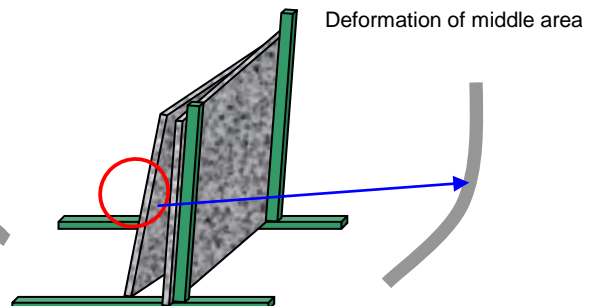
Case 2



Case 3



Case 4

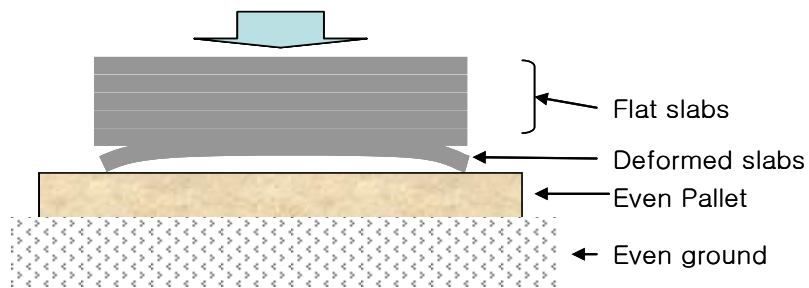


This Technical Bulletin is intended to provide guidelines for optimal fabrication, installation, and performance of Samsung products mentioned. Though the information contained herein is deemed reliable, none of the contents--including but not limited to the instructions, techniques, graphics, and recommendations--is to be understood as implying legal liability of fitness for a specific purpose, any other type of warranty, or being complete or absolute in its range and nature of information.

Depending on the user's particular application, all necessary measures must be taken to verify and test the adequacy for such needs or application. Any information or recommendation herein is strictly for purposes of reference and as such, Samsung SDI assumes no responsibility for its suitability or accuracy or the use of such information for products other than Samsung Staron® solid surfaces & Radianz® quartz surfaces.

3. Restoration of Bending

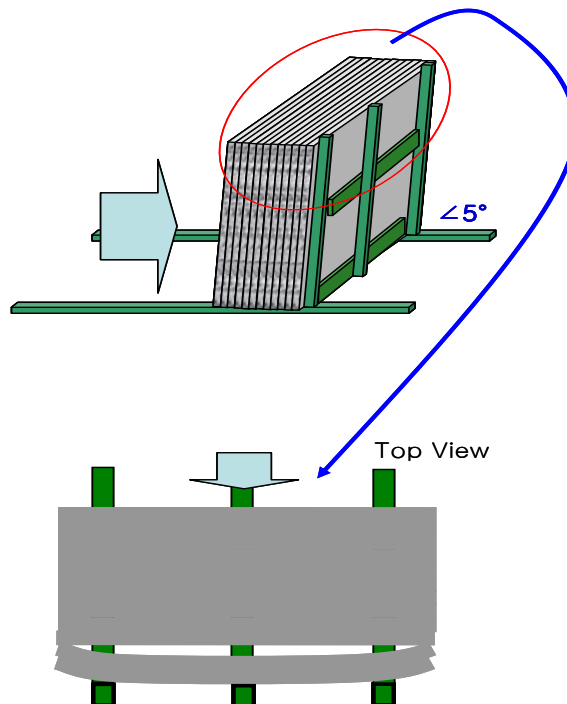
• Restore from the horizontal



- ① Lay the deformed slabs on the pallet.
 - ② Lay the flat slabs on top of them at least five pieces
- * Maintain period : 3~5 days

• Restore from the vertical

- ① Lean the deformed slabs against the vertical rack.
 - ② Lean the flat slabs against the deformed slabs
- * Maintain period : 3~5 days



This Technical Bulletin is intended to provide guidelines for optimal fabrication, installation, and performance of Samsung products mentioned. Though the information contained herein is deemed reliable, none of the contents--including but not limited to the instructions, techniques, graphics, and recommendations--is to be understood as implying legal liability of fitness for a specific purpose, any other type of warranty, or being complete or absolute in its range and nature of information.

Depending on the user's particular application, all necessary measures must be taken to verify and test the adequacy for such needs or application. Any information or recommendation herein is strictly for purposes of reference and as such, Samsung SDI assumes no responsibility for its suitability or accuracy or the use of such information for products other than Samsung Staron® solid surfaces & Radianz® quartz surfaces.